



DUBAI GRAND
INTERNATIONAL SCHOOL
مدرسة دبي الكبرى الدولية
SUCCESS IN BOTH WORLDS

A large, leafless tree stands on the left side of the image, its branches heavily laden with snow. The background shows a vast, snow-covered landscape with rolling hills and a dense forest of smaller trees, all under a clear, bright sky. The overall scene is a serene winter landscape.

Winter Assignments

'Unlock Your Potential, Embrace Education'
"Learn, Grow, Succeed"

Winter Wonderland Awaits!

Dear Students and Parents,

Get ready for a fun-filled winter vacation! We wish you a wonderful time with your loved ones, creating memories that will last a lifetime..Our holiday homework is specially designed to:

1. Reinforce concepts learned so far.
2. Ensure maximum participation in your developmental plan.
3. Build, enrich, and refine your senses, vocabulary, creativity, and thinking skills

Make Your Holidays Enjoyable and Educational!

Apart from academics you can do some ACTIVITIES TO MAKE YOUR HOLIDAYS UNFORGETTABLE:

1. Nature Navigator: Explore your surroundings, observe, and discuss the wonders of nature.
2. English Escapade: Practice conversing in English with family and friends.
3. Family Fun: Show love and care for your grandparents, parents, and younger siblings.
4. Household Heroes: Assist your parents with small household chores.
5. Creative Corner: Improve your pre-writing skills through strokes, scribbles, and letter formation.

IMPORTANT INSTRUCTIONS:

- Parental Guidance: Please support your child while completing their winter assignment that includes book-work, notebook work and worksheets (where-ever required) and project-work.
- Separate Notebook: Use a dedicated, covered notebook (3-in-1) for the winter assignment.
- Scrapbook Delights: Use a scrapbook for the given activities.
- Submission Date: The submission date for the holiday work will be notified separately.
- Timely Submission: No work will be accepted after the specified submission date.
- Download and Print: Parents, please download and print the winter assignment/worksheets and submit it along with the completed notebooks.

IMPORTANT NOTE:

1. Incomplete or untidy work will not be accepted by the Teacher Incharge.
2. All submissions must include the student's name and class.

HAPPY HOLIDAYS!

May this winter vacation be a time of joy, learning, and togetherness. We look forward to seeing your creative submissions!

Best regards,

PRINCIPAL

DGIS



S. No.	Subject	Content	P. No.
1	English	<ul style="list-style-type: none"> • Introduction to basic strokes • Introduction to uppercase (A-J) <p><u>Book Work:</u></p> <ul style="list-style-type: none"> • Complete p. no 5-18 of Book1 (Shapes and colours) • Complete p. no. 1 to 6 of workbook (little champs) 	1-2
2	Mathematics	<ul style="list-style-type: none"> • Recognition of shapes • Rote counting of numbers (1-5) <p><u>Book Work:</u></p> <ul style="list-style-type: none"> • Complete p. no. 19 to 40 of book 1(Shapes and Colours) • Complete p. no. 34 to 38 of workbook (little champs) 	2
3	General Awareness	<ul style="list-style-type: none"> • Identification of rainbow colours. <p><u>Book Work:</u></p> <ul style="list-style-type: none"> • Complete p. no. 41 to 59 of book 1(Shapes and Colours) 	3
4	Language	<p><u>Story telling:</u></p> <ul style="list-style-type: none"> • Sharing is Caring <p><u>Comprehension</u></p> <ul style="list-style-type: none"> • The Happy Little Dog • The Little Yellow Duck 	4 5

1. Complete whole Book 1 (shapes and colors) in winters.
2. Do not make your books and notebook untidy
3. Write your work with clean and legible handwriting.
4. Kindly go through the whole pdf for reference for notebook work and project work given below.

ENGLISH

1. Do practice of basic strokes (standing, slanting, sleeping & curved lines).


Standing Line



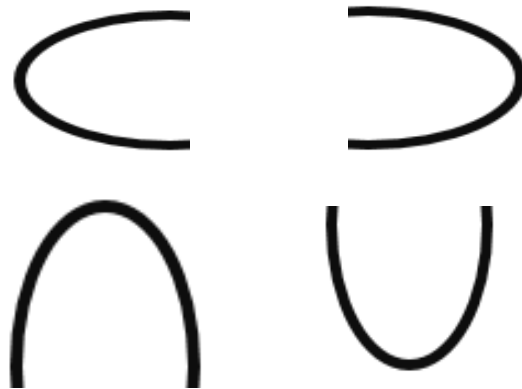
Sleeping Line




Slanting Lines



Curved Lines



2. Do oral drilling exercise for letters A-J with phonics. Repeat these drills several times to reinforce the sounds.




Mathematics:


1. Recognize the Shapes (square, rectangle, circle and triangle).




Circle



Square




Rectangle



Triangle

2. Rote counting of numbers (1 to 5) with Recognition.



General Awareness:

1. Identify the rainbow colours (red, orange, yellow, green, blue, indigo, violet).



Language

Story Telling:

Note: This will be a unique opportunity for students to improve their listening and speaking skills. As part of our language development, we encourage students to listen to the stories or short passages and practice comprehending them.

Objective:

To enhance listening and speaking skills.

Instructions:

1. Kindly narrate the stories mentioned below "Sharing is caring" to the students.
2. Parents/guardians are requested to narrate the story first to their child and after that listen to their child's narration or help them in comprehending it. Practice them with presentation of sharing is caring.
3. Encourage your child to use expressions, gestures, and voice modulation to make the storytelling engaging.

Assessment:

After the winter break, we will assess the students' comprehension and speaking skills by asking them to narrate the story again. This will help us evaluate their understanding of the story and their ability to communicate effectively. We believe that this activity will not only improve our students' language skills but also foster a love for storytelling and communication. Thank you for your support and cooperation

Sharing is Caring

Benny's Toy Block

Benny had a big, red toy block. He loved to build tall towers with it.

One day, his friend Emma came to play. She saw the toy block and said, "Wow, Benny! That's a great block!"

Benny held the block tightly and said, "No, it's mine!"

Emma looked sad and walked away.

Benny felt bad. He realized that sharing his toy block would make Emma happy.

So, Benny called out to Emma, "Emma, come back! We can build a tower together!"

Emma smiled and came back. Together, they built a tall, strong tower.

Benny learned that sharing his toys made him happy, and his friends happy too!

This story teaches nursery kids the importance of:

- **Sharing toys and belongings**
- **Caring for others' feelings**
- **Being kind and inclusive**
- **Building strong friendships**

Comprehension:

The Happy Little Dog

There was a happy little dog. His name was Max.

Max loved to play outside. He would run and jump and wag his tail.

One day, Max found a ball. He picked it up and ran around with it.

Questions:

1. What was the dog's name?
2. What did Max love to do?
3. What did Max find outside?

The Little Yellow Duck

There was a little yellow duck. She lived in a pond.

The little yellow duck loved to swim. She would swim around the pond and quack happily.

One day, the little yellow duck found a fish. She was very excited.

Questions:

1. What colour was the duck?
2. Where did the duck live?
3. What did the duck find?



DUBAI GRAND
INTERNATIONAL SCHOOL
مدرسة دبي الكبرى الدولية
SUCCESS IN BOTH WORLDS

مضمون: اردو

جماعت: نرسرى

Winter Assignment

☆ حروف تہجى كى پہچان كرىں "ا" سے "ژ" تك

ا

ث

ط

ت

پ

ب

خ

ح

چ

ج

ذ

ڈ

د

ژ

ز

ڑ

ر

☆ "ا" سے "ژ" تک خوشخطی میں لکھیے۔


ا ب پ ت ث

ج ح خ د ڈ

ذ ر ژ ر ژ

☆ تصویر میں رنگ بھریں۔

(ا) پیلا ، ب سرخ ، پ نارنجی ، ت سبز ، ٹ نیلا)



Note: Do reading of page no. 3 to 27

Arabic/Quran Winter Assignment for Nursery

☆ الكلمة الطيبة

☆ احاديث

السلام قبل الكلام (Offer salam before talking)

كل بيمينك (Eat with your right hand)

☆ دعائين

Dua when starting any work

Dua before eating

Dua after eating

☆ الاعداد (Arabic counting)

واحد (One)، اثنان (Two)، ثلاثة (Three)، اربعة (Four)، خمسة (Five)، ستة (Six)،
سبعة (Seven)، ثمانية (Eight)، تسعة (Nine)، عشرة (Ten)

☆ القرآن

سورة الفاتحة

الحروف الهجائية (ا الى ض)

Note: we will be sending Audio/Video files for each topic in Arabic/Quran on every monday .Kindly refer to the Audio/Video files for your convenience and to reinforce your child's understanding of the subjects.



Name: _____

1. Match the letter with its corresponding picture.

D ○

B ○

E ○

A ○

C ○

○



○



○



○



○



Name: _____

1. Identify the big objects and circle the correct picture.

